

Since 1898
CONSEW®

MODEL 767-1RB

High Speed, Single Needle
Compound Feed and Walking Foot
Lockstitch Sewing Machine
with Climbing Device & Dual Stitching Device


Machine Functions:

- Automatic Reverse Feed
- Automatic Backtacking
- Climbing Device
- Dual Stitch Regulators
- Automatic Pneumatic Presser Foot Lifter
- Automatic Thread Trimmer
- Automatic Lubrication

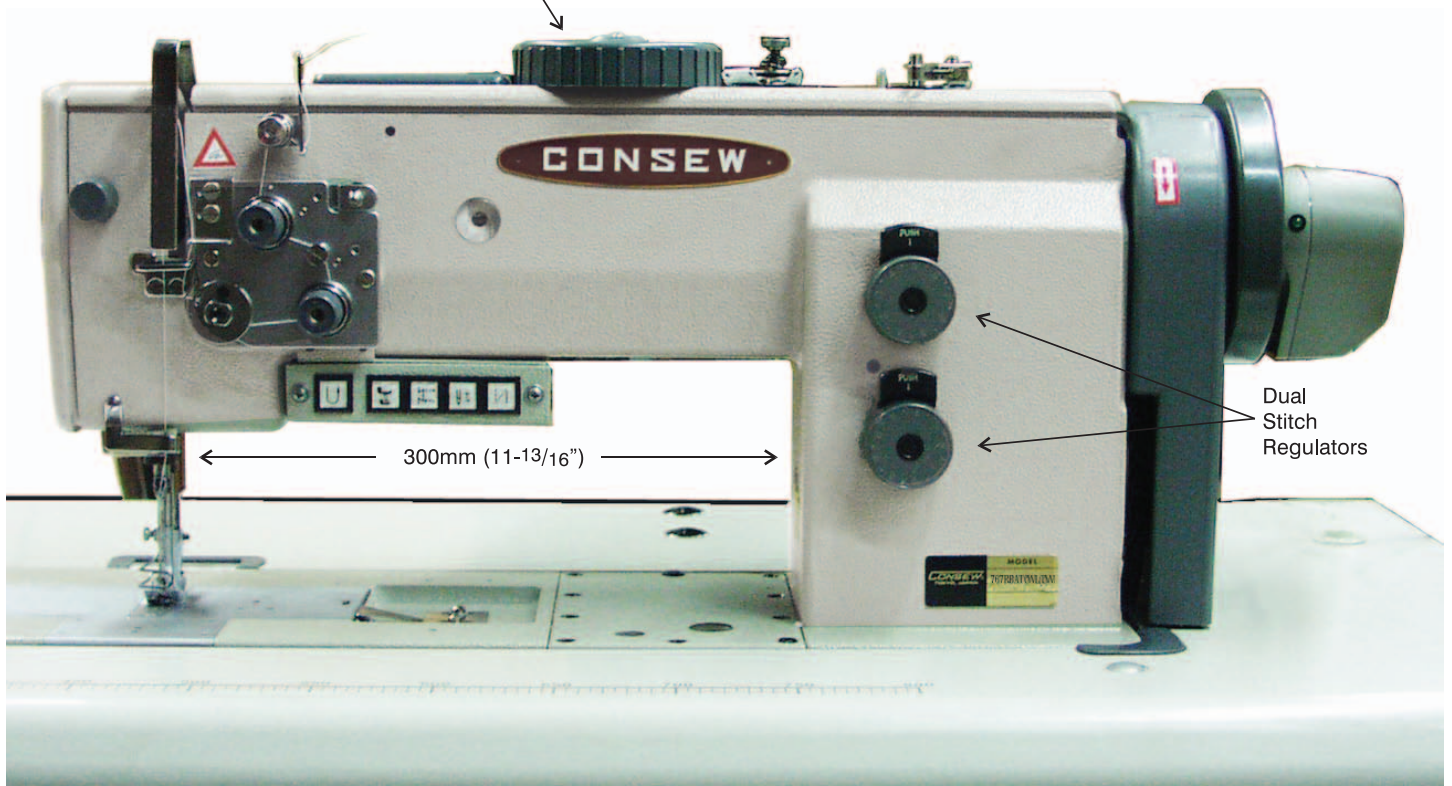
Machine Features:

- Safety Device to Prevent Hook Damage
- Link type Thread Take-up
- Large Workspace (11-13/16" - 300mm)

Programmer / Stitch Counter



Climbing Device



Model 767-1RB

APPLICATIONS

- For sewing medium to heavy weight materials such as leather, vinyl, synthetics and laminated and coated materials
- Suitable for sewing items such as automobile upholstery tarpaulins, covers, awnings, tents, umbrellas handbags, luggage, travelware accessories, sports and camping equipment and wearing apparel outdoor clothing.

FEATURES

- Longer stitch length quiet sewing operation Max. 9mm for both forward and reverse feed stitching. Compound feed and walking foot for positive stitching formation. Link-type thread take-up lever mechanism for high speed and quiet sewing operation.
- 767-1RB features a large capacity vertical axis hook (1.6 times) which reduces bobbin thread replacement when stitching with thick thread.
- Safety device prevents damage to hook and thread handling parts caused by thread jamming.
- Thread trimming device reliably cuts up to #4 thread.
- One touch button switches between two different programable stitch lengths. Convenient for uneven items with a variety of materials.
- Built-in bobbin winder winds the bobbin thread with minimal interuption in sewing operation.
- Wide working space makes it easy to handle heavy weight and large materials. 300 mm (11¹³/₁₆"
- High (16 mm) clearance under presser foot for easy handling of heavy weight materials.
- Convenient presser bar lifter is on the right side of the sewing machine, just above the reverse lever.

SPECIFICATIONS

Max. sewing speed *	3,500 spm
Max. stitch length	9 mm (forward / backward)
Needle bar stroke	33.8 mm
Presser foot Lift:	
By hand	9 mm
By knee	16 mm (max)
Alternating presser foot movement	7 mm
Vertical Axis Hook	1.6 fold - capacity
Needle	134 X 35
Distance from needle to machine arm	300 mm (11 ¹³ / ₁₆ "
Bed size	517 mm x 178 mm
Weight of the machine head	55 kg
Motor output	750 W
Power requirement	Single-phase 100-120V, 200-240V 3-phase 200-240V
Compressed air/Air consumption	0.5MPa, 0.3dm ³ /min (ANR)

* Speed depends on operation, material and thread.

FIVE OPERATION BUTTONS




Quick Reverse Button

While this button is depressed, the sewing machine will perform reverse stitching.



Alternating Presser Foot Movement Button (CD, Climbing Device.)

Changes the amount of alternating presser foot movement. When the indicator light is on, the movement is set at the maximum (7mm). When the indicating light is off, the movement is set by the alternating presser foot movement dial.



Auto Backtack Select Button

If the auto backtacking is set beforehand, pressing this button will release it. If it is not set, pressing the switch will cause the auto backtacking function to perform.



Half Stitch Button

Changes the needle position to up position or down position as desired. Note: Can only be used when the machine is stopped.



Stitch Length Change Button

Switches between two different stitch lengths, which must be set beforehand. The shorter stitch length is engaged when the indicator light is on. The longer stitch is engaged when the light is off.

OPTIONAL ERGONOMIC FOOT CONTROLLER

