





MODEL 745R SERIES

FLAT BED


- WITH
- EXTRA LARGE BOBBINS AND VERTICAL AXIS HOOKS
- CENTRALIZED ARM LUBRICATION
- RESERVOIR-OILED HOOKS WITH MICROMETRIC CONTROL VALVE
- PRESSER FOOT LOCKING LEVER • PUSH BUTTON STITCH REGULATOR
- REVERSE FEED • SAFETY CLUTCH
- BUILT-IN BOBBIN WINDER
- FRONT HANDWHEEL (ON 30" ARM) • (PULLER OPTIONAL)
- ONE PIECE UPPER CASTING
- EASY TO CONVERT BETWEEN 1 AND 2 NEEDLE

Model 745R-30



Model 745R-20

DOUBLE NEEDLE



EXTRA HEAVY DUTY
 DOUBLE NEEDLE
 DROP FEED, NEEDLE FEED
 (COMPOUND FEED)
 ALTERNATING PRESSER FEET
 LOCKSTITCH MACHINE
 AVAILABLE IN ARM SIZE 10", 20" & 30"

With optional purchase of the single needle assembly, machine can be converted between 1 and 2 needle operation


MODEL 745R SERIES

APPLICATIONS

- Suitable for sewing extra heavyweight materials such as canvas, vinyl, leather, synthetics and various coated, laminated and rubberized fabrics.
- Designed for stitching such products as tents, tarps, awnings, truck covers, auto, marine and furniture upholstery, sails, matting, carpets, polishing wheels, mops, luggage, construction barriers, field covers, divider curtains, fabric structures and heavy bulky products.
- Model 745R suitable for stitching double seams and lap seaming.

FEATURES

- Compound feed, walking foot mechanism insures positive and even feeding of the material.
- Safety clutch protects the hooks from being damaged in case of accidental strain
- Reverse feed operated by foot pedal
- Centralized arm lubrication
- Reservoir-oiled hooks with micrometric control valve
- Presser foot locking lever
- Built-in bobbin winder
- Push button stitch regulator
- Extra heavy duty top shaft with four ball bearings for support
- Extra large bobbins and vertical axis hooks for use of heavy thread; also allows for long operation between bobbin changes
- High lift
- Front handwheel (on 30" arm) allows for easy positioning of the needle(s)
- 745RP is available with optional factory-installed, bottom driven, feed-synchronized puller. Puller mechanism is completely concealed and does not restrict work space. 744RP and 745RP are non-stock items.



**745R
2-Needle
Assembly**

MODELS AVAILABLE

DOUBLE NEEDLE	BED SIZE	WORK SPACE
745R10	20-7/16" x 9-1/16" (519x230mm)	10" (254mm)
745R20	33-5/16" x 9-1/16" (846x230mm)	20" (508mm)
745R30	43-5/16" x 9-1/16" (1100x230mm)	30" (762mm)

SPECIFICATIONS

Speed, Max. (S.P.M.)	1500 *	Hook	70140
Clearance Under Foot	25/32" (20mm)	Stitch Type	301
Needle Bar Stroke	1-27/32" (46.8mm)	Standard Needle Spacing	1/4" (6.35mm)
Stitch Length, Max.	25/64" (10mm)	Needle Spacings Available	3/16" to 2-3/8" (4.76mm to 60.33mm)
Needle	7 x 3 (DYx3)		
Bobbin	70141	* Speed depends on operation, material and thread.	

Specifications subject to change without notice.

©2007 Consew USA -307